

Annual Report

2018
Financial Statements for the Year Ended 30 June 2018
.....

Australian Gift & Homewares Association Limited | ABN 49 061 196 290
A company limited by guarantee and not having share capital

.....

AUSTRALIAN
Gift & Homewares
ASSOCIATION

TABLE OF CONTENTS

PRESIDENT'S REPORT	PAGE 3
TREASURER'S REPORT	PAGE 3
DIRECTORS' REPORT	PAGE 4
AUDITOR'S INDEPENDENCE DECLARATION	PAGE 4
FINANCIAL REPORT	
STATEMENT OF PROFIT OR LOSS AND OTHER COMPREHENSIVE INCOME	PAGE 5
STATEMENT OF FINANCIAL POSITION	PAGE 5
STATEMENT OF CHANGES IN EQUITY	PAGE 5
STATEMENT OF CASH FLOWS	PAGE 5
NOTES TO THE FINANCIAL STATEMENTS	PAGES 5-9
DIRECTORS' DECLARATION	PAGE 10
INDEPENDENT AUDITOR'S REPORT	PAGE 10
DISCLAIMER	PAGE 10
ADDITIONAL INFORMATION	PAGE 11

PRESIDENT'S REPORT

Dear Members,

The 2017-18 financial year can be highlighted as the year your Association returned to profit. It is a tribute to the management team and all of the staff at the AGHA that we have been able to turn considerable losses over multiple years, into a small profit this financial year.

Our Gift Fairs are going from strength to strength. Our August Fair in Melbourne in 2017 was well attended and signalled the end of our tenure at the Melbourne Showground. From August 2018, all of our exhibitors will be housed at the MCEC that will bring its own level of difficulty but also many benefits. Our Sydney Gift Fair held in February this year was also a great success. The show was fully booked with a waiting list of exhibitors. This is testament to the quality of the shows the AGHA now present.

I am confident of the track the AGHA is now following. We have successfully navigated the opening of a competing Exhibition Centre in Sydney, seeing that our Sydney Gift Fair can successfully compete in its own right. Our Melbourne Gift Fair is also maintaining a strong presence and now has a waiting list of potential exhibitors as well. But I believe it is imperative for the long term security of the Association that we look for new income streams to reduce the risks the Association faces by currently having only two major income sources, our Gift Fairs. Expect in the next twelve months that the AGHA will look to expand our exhibition base. Our new Hospitality show has the ability to provide more exposure to a new range of buyers for some of our members that choose to exhibit. But more importantly it opens another source of revenue for the Association that does not impact on either of our existing Gift Fairs.

I must thank the members of the board for their continuing time and effort in supporting the management team and me. It has been a pleasure serving with them on the board in what has been a period of growth and change in the Association. Nigel Kirby was asked to remain on the board for a further year to assist in consulting on some constitutional matters and he will step down at the General meeting. Nigel, thank you for your counsel this past year and for your years of service to the Association. It has been most appreciated.

I also commend our members for your continued support these last twelve months, particularly those of you that exhibit in our shows in Sydney and Melbourne. Without you, the AGHA would not exist in its current form. My final word shall go to the team in head office that works assiduously for all our members. Having been involved with everyone now for some years, I can say it has been a pleasure dealing with such a professional group of people. My thanks go to you for your tremendous efforts in making our Association the success that is. To all our members, I wish you all the best for the next twelve months.



Richard Hogan
President

TREASURER'S REPORT

As predicted by my esteemed predecessor in last year's Annual Report we are pleased to announce that our Association has returned to profit after some years of losses. The \$141,146 operating profit (before gain on investment property) is modest by any measure but a very welcome turnaround from our last few years of losses.

It reflects a lot of hard work by our CEO and his team to control and reduce costs wherever possible, and the implementation of price rises for participating at our Trade Shows. Whilst none of us whom exhibit at our Shows likes paying more for that privilege, the prices we now charge reflect the real cost of staging them to a level of which we are all proud.

Making operating surpluses is important for our Association as it allows us to then invest in new technologies we need to run our Shows, enhance the visitor experience and service our members. Having available funds also allows us to undertake new ventures that produce vital new revenue streams for us as well. Obviously having money in the bank also allows us to ride out any poor trading conditions and still be there to look after our members and their interests.

In addition to the operating profit we have been able to bring to book some \$567,679 of unrealised gains in the value on our property holdings to our balance sheet and P & L. I have been a member of the Association long enough to remember the purchase of our original building, which we still occupy as our office and storage space. At the time the purchase was regarded as a bit controversial, by some members, as a possibly unwise or unnecessary investment. On the contrary it has turned out to be one of the best decisions the AGHA ever made. Not only have they increased in value by a significant amount but have saved us hundreds of thousands in rental costs. The two other units we purchased 2 years ago have also performed strongly both in rental and capital growth returns.



Tim Gillespie
Treasurer

DIRECTORS' REPORT

DIRECTORS' REPORT

The directors present their report together with the financial report of Australian Gift & Homewares Association Limited (the Company), for the financial year ended 30 June 2018 and the auditor's report thereon.

DIRECTORS

The names of the directors in office at any time during, or since the end of, the year are:

Names	Position	Appointed/Resigned
Bruce McGrath	Director	Appointed 27 September 2017
Claudine Zuker	Director	
Dean Osmond	Director	Resigned 27 September 2017
Julia Longmuir	Director	Appointed 26 September 2017
Kevin Porter	Director	Appointed 26 September 2017
Mike Warner	Vice President	
Nigel Kirby	Director	Reappointed 27 September 2017
Patricia Guest	Director	
Richard Hogan	President	Re-elected 26 September 2017
Rowen Bavinton	Director	
Timothy Gillespie	Director	

Directors have been in office since the start of the financial year to the date of this report unless otherwise stated.

PRINCIPAL ACTIVITIES

The principal activity of Australian Gift & Homewares Association Limited during the financial year was operating as a Trade Association. No significant changes in the nature of the Company's activity occurred during the financial year.

The Company's short term objective is to continue to provide relevant services, including the delivery of trade fairs, to its Members.

The Company's long term objective is to grow the membership and influence of the Association for the benefit of its Members and the gift and homewares industry.

OPERATING RESULTS AND REVIEW OF OPERATIONS FOR THE YEAR

The profit of the Company for the financial year after providing for income tax amounted to \$668,068 (2017: loss \$89,606).

A review of the operations of the Company during the financial year and the results of those operations found that during the year, the Company continued to engage in its principal activity, the results of which are disclosed in the attached financial statements. The Association retained its traditional focus on providing a range of valuable services and benefits to its Members.

Company performance is consistently measured against internally set KPIs with a view to ensuring that targets and objectives are met.

INFORMATION ON DIRECTORS

The names of each person who was a director at the date of this report are:

Name	Position	Experience as Board Member	Company
Bruce McGrath	Director	1 year (Appointed 27/09/17)	Uttermost Australia
Claudine Zuker	Director	2 years	Safe N Sure
Julia Longmuir	Director	1 year (Appointed 26/09/17)	Alfresco Gardenware
Kevin Porter	Director	1 year (Appointed 26/09/17)	Rayell
Michael Warner	Vice President	3 years	Keldan International
Nigel Kirby	Director	9 years	Science & Nature Pty Ltd
Patricia Guest	Director	9 years	Madras Link Pty Ltd
Richard Hogan	President	4 years	Duomo Fine Florentine Stationery
Rowen Bavinton	Director	6 years	Boyle Industries Pty Ltd
Timothy Gillespie	Treasurer	2 years	Ashdene Manufacturing Pty Ltd

Directors have been in office since the start of the financial year to the date of this report unless otherwise stated.

MEMBERS GUARANTEE

Australian Gift & Homewares Association Limited is a company limited by guarantee. In the event of, and for the purpose of winding up of the company, the amount capable of being called up from each members and any person or association who ceased to be a member in the year prior to the winding up, is limited to \$100 per member, subject to the provisions of the company's constitution. The number of members as at 30 June 2018 was 907 (2017: 1,079).

EVENTS AFTER THE REPORTING DATE

No matters or circumstances have arisen since the end of the financial year which significantly affected or could significantly affect the operations of the Company, the results of those operations or the state of affairs of the Company in future financial years.

MEETINGS OF DIRECTORS

During the financial year, 4 meetings of directors were held. Attendances by each director during the year were as follows

DIRECTORS	DIRECTORS' MEETINGS	
	Number eligible to attend	Number attended
Bruce McGrath	3	3
Claudine Zuker	4	4
Julia Longmuir	4	4
Kevin Porter	4	4
Michael Warner	4	4
Nigel Kirby	3	3
Patricia Guest	4	4
Richard Hogan	4	4
Rowen Bavinton	4	4
Timothy Gillespie	4	4

AUDITOR'S INDEPENDENCE DECLARATION

The auditor's independence declaration in accordance with section 307C of the Corporations Act 2001 for the year ended 30 June 2018 has been received and can be found on page 4 of the financial report.

Signed in accordance with a resolution of the Board of Directors:

Richard Hogan
Director

Timothy Gillespie
Treasurer

Dated at Sydney this 5th day of September 2018

AUDITOR'S INDEPENDENCE DECLARATION UNDER SECTION 307C OF THE CORPORATIONS ACT 2001

TO THE DIRECTORS OF AUSTRALIAN GIFT & HOMEWARES ASSOCIATION LIMITED

I declare that, to the best of my knowledge and belief, during the year ended 30 June 2018, there have been:

- No contraventions of the auditor independence requirements as set out in the Corporations Act 2001 in relation to the audit; and
- No contraventions of any applicable code of professional conduct in relation to the audit.

PKF
Chartered Accountants

Scott Tobutt
Partner

5 August 2018
Sydney, NSW

FINANCIAL REPORT

STATEMENT OF PROFIT OR LOSS AND OTHER COMPREHENSIVE INCOME

For the year ended 30 June 2018

	Notes	2018 \$	2017 \$
Revenue	4	7,272,345	6,999,920
Other income	4	161,334	162,199
Direct costs		(4,634,454)	(4,637,626)
Employee benefits expense		(1,941,644)	(1,688,127)
Depreciation and amortisation expense		(83,227)	(170,201)
Travelling expenses		(66,363)	(42,841)
Communication expenses		(45,437)	(62,148)
Other expenses from ordinary activities		(521,408)	(618,634)
Gain on revaluation of Investment Property	12	311,322	-
Profit/(loss) before income tax		452,468	(57,458)
Income tax expense/(benefit)	5	215,600	(32,148)
Profit/(loss) for the year		668,068	(89,606)
Other comprehensive income			
Revaluation of land and buildings	10	256,357	-
Total comprehensive loss for the year		924,425	(89,606)

The accompanying notes form part of these statements.

STATEMENT OF FINANCIAL POSITION

As at 30 June 2018

	Notes	2018 \$	2017 \$
CURRENT ASSETS			
Cash and cash equivalents	6	2,123,598	1,734,592
Trade and other receivables	7	2,363,500	726,194
Other investments	8	954,285	783,486
Other assets	12	1,512,654	1,561,560
TOTAL CURRENT ASSETS		6,954,037	4,805,832
NON-CURRENT ASSETS			
Other investments	8	-	203,710
Property, plant and equipment	10	2,494,907	2,281,757
Investment property	12	2,421,000	2,109,678
Intangible assets	11	48,074	107,583
TOTAL NON-CURRENT ASSETS		4,963,981	4,702,728
TOTAL ASSETS		11,918,018	9,508,560
LIABILITIES			
CURRENT LIABILITIES			
Trade and other payables	13	834,301	545,993
Employee benefits	15	158,864	140,398
Other liabilities	16	5,109,737	3,727,398
TOTAL CURRENT LIABILITIES		6,102,902	4,413,789
NON-CURRENT LIABILITIES			
Deferred tax liability	14	41,530	6,006
Employee benefits	15	21,531	10,011
TOTAL NON-CURRENT LIABILITIES		63,061	16,017
TOTAL LIABILITIES		6,165,963	4,429,806
NET ASSETS		5,752,055	5,078,754
MEMBERS FUNDS			
Retained earnings		5,090,002	4,421,934
Asset Revaluation Reserve		662,053	656,820
TOTAL MEMBERS FUNDS		5,752,055	5,078,754

The accompanying notes form part of these statements.

STATEMENT OF CHANGES IN EQUITY

As at 30 June 2018

	Revaluation Reserve \$	Retained Earnings \$	Total Funds \$
Balance at 1 July 2017	4,421,934	656,820	5,078,754
Profit for the year	668,068	-	668,068
Other comprehensive income	-	256,357	256,357
Deferred tax on revaluation reserve	-	(251,124)	(251,124)
Balance at 30 June 2018	5,090,002	662,053	5,752,055
Balance at 1 July 2016	4,511,540	656,820	5,168,360
Loss for the year	(89,606)	-	(89,606)
Balance at 30 June 2017	4,421,934	656,820	5,078,754

The accompanying notes form part of these statements.

STATEMENT OF CASH FLOWS

For the year ended 30 June 2018

	Notes	2018 \$	2017 \$
CASH FLOW FROM OPERATING ACTIVITIES			
Receipts from customers		7,829,458	7,294,909
Payments to suppliers and employees		(7,551,661)	(7,313,791)
Grant received		47,786	64,697
Interest received		11,254	9,684
Net cash provided by operating activities		336,837	55,499
CASH FLOW FROM INVESTING ACTIVITIES			
Proceeds from sale of intangible assets		50,000	-
Payment for property, plant and equipment		(6,547)	(21,325)
Payment for intangible assets		(24,196)	(55,684)
Dividends received from investments		32,912	34,862
Net cash provided by/(used in) investing activities		52,169	(42,147)
Net increase in cash and cash equivalents held		389,006	13,352
Cash and cash equivalents at beginning of year		1,734,592	1,721,240
Cash and cash equivalents at end of financial year	6	2,123,598	1,734,592

The accompanying notes form part of these statements.

NOTES TO THE FINANCIAL STATEMENTS FOR THE YEAR ENDED 30 JUNE 2018

The financial statements of Australian Gift & Homewares Association Limited (the "Company") is a not-for-profit entity, limited by guarantee, incorporated and domiciled in Australia.

The functional and presentation currency of Australian Gift & Homewares Association Limited is Australian dollars.

NOTE 1: BASIS OF PREPARATION

The financial statements are general purpose financial statements that have been prepared in accordance with the Australian Accounting Standards - Reduced Disclosure Requirements adopted by Australian Accounting Standards Board (AASB) and the Corporations Act 2001.

Material accounting policies adopted in the preparation of these financial statements are presented below and have been consistently applied unless otherwise stated.

The financial statements have been prepared on an accruals basis and are based on historical costs modified, where applicable, by the measurement at fair value of selected non-current assets and financial assets.

NOTE 2: SUMMARY OF SIGNIFICANT ACCOUNTING POLICIES

(a) Comparative Amounts

Comparatives are consistent with prior years, unless otherwise stated.

FINANCIAL REPORT CONTINUED

(b) Financial instruments

Financial instruments are recognised initially using trade date accounting, i.e. on the date that the Company becomes party to the contractual provisions of the instrument.

On initial recognition, all financial instruments are measured at fair value plus transaction costs (except for instruments measured at fair value through profit or loss where transaction costs are expensed as incurred).

Financial assets

Financial assets are divided into the following categories which are described in detail below:

- loans and receivables; and
- financial assets at fair value through profit or loss;

Financial assets are assigned to the different categories on initial recognition, depending on the characteristics of the instrument and its purpose. A financial instrument's category is relevant to the way it is measured and whether any resulting income and expenses are recognised in profit or loss or in other comprehensive income.

All income and expenses relating to financial assets are recognised in the statement of profit or loss and other comprehensive income in the 'finance income' or 'finance costs' line item respectively.

Loans and receivables

Loans and receivables are non-derivative financial assets with fixed or determinable payments that are not quoted in an active market. They arise principally through the provision of goods and services to customers but also incorporate other types of contractual monetary assets.

After initial recognition these are measured at amortised cost using the effective interest method, less provision for impairment. Any change in their value is recognised in profit or loss.

The Company's trade and other receivables fall into this category of financial instruments.

Significant receivables are considered for impairment on an individual asset basis when they are past due at the reporting date or when objective evidence is received that a specific counterparty will default.

The amount of the impairment is the difference between the net carrying amount and the present value of the future expected cash flows associated with the impaired receivable.

In some circumstances, the Company renegotiates repayment terms with customers which may lead to changes in the timing of the payments, the Company does not necessarily consider the balance to be impaired, however assessment is made on a case-by-case basis.

Financial assets at fair value through profit or loss

Financial assets at fair value through profit or loss include financial assets:

- acquired principally for the purpose of selling in the near future;
- designated by the entity to be carried at fair value through profit or loss upon initial recognition; or
- which are derivatives not qualifying for hedge accounting.

The Company has some derivatives which are designated as financial assets at fair value through profit or loss.

Assets included within this category are carried in the statement of financial position at fair value with changes in fair value recognised in finance income or expenses in profit or loss.

Any gain or loss arising from derivative financial instruments is based on changes in fair value, which is determined by direct reference to active market transactions or using a valuation technique where no active market exists.

Financial assets reclassified out of the amortised cost measurement category and into the fair value through profit or loss measurement category are measured at their fair value at the reclassification date. Any gain or loss arising from a difference between the previous amortised cost of the financial asset and fair value is recognised in profit or loss.

Impairment of financial assets

At the end of the reporting period the Company assesses whether there is any objective evidence that a financial asset or group of financial assets is impaired.

Financial assets at fair value through profit or loss

A financial asset is classified as at fair value through profit or loss if it is classified as held for trading or is designated as such upon initial recognition. Financial assets are designated at fair value through profit or loss if the Company manages such investments and makes purchase and sale decisions based on their fair value in accordance with the Company's documented risk management or investment strategy. Attributable transaction costs are measured at fair value, and changes therein are recognised in profit or loss.

(c) Cash and Cash Equivalents

Cash and cash equivalents comprises cash balances and call deposits with original maturities of three months or less from the acquisition date that are subject to an insignificant risk of changes in their fair value, and are used by the Company in the management of its short - term commitments.

Bank overdrafts that are repayable on demand and form an integral part of the Company's cash management are included as a component of cash and cash equivalents for the purpose of the statement of cash flows.

(d) Property, Plant and Equipment

Each class of property, plant and equipment is carried at cost or fair value less, where applicable, any accumulated depreciation and impairment.

Land and buildings

Land and buildings are measured using the revaluation model.

Plant and equipment

Plant and equipment are measured using the cost model.

Depreciation

Property, plant and equipment, excluding freehold land, is depreciated on a straight-line basis over the assets useful life to the Company, commencing when the asset is ready for use.

The depreciation rates used for each class of depreciable asset are shown below:

Class of fixed asset	Depreciation rates	Depreciation basis
Buildings	5%	Straight Line
Plant and equipment	20 - 40%	Straight Line
Motor vehicles	15%	Straight Line

At the end of each annual reporting period, the depreciation method, useful life and residual value of each asset is reviewed. Any revisions are accounted for prospectively as a change in estimate.

(e) Investment Property

Investment property is held to generate long-term rental yields and/or capital growth. All tenant leases are on an arm's length basis. Investment property is carried at fair value, determined annually by independent valuers. Changes to fair value are recorded in the statement of profit or loss as other income/expenses.

(f) Intangible Assets

Recognition and measurement

Intangible assets, including customer relationships, patents and trademarks that are acquired by the Company and have finite useful lives are measured at cost less accumulated amortisation and any accumulated impairment losses.

The Company undertakes an assessment of impairment of intangible assets each year.

Subsequent expenditure

Subsequent expenditure is capitalised only when it increases the future economic benefits embodied in the specific asset to which it relates. All other expenditure, including expenditure on internally generated goodwill and brands, is recognised in profit or loss as incurred.

Amortisation

Amortisation is calculated to write off the cost of intangible assets less their estimated residual values using the straight-line method over their estimated useful lives, and is generally recognised in profit or loss.

The estimated useful life for current and comparative periods is 5 years.

Amortisation methods, useful lives and residual values are reviewed at each reporting date and adjusted if appropriate.

(g) Impairment

At the end of each reporting period the Company determines whether there is an evidence of an impairment indicator for non-financial assets.

Where this indicator exists and regardless for indefinite life intangible assets and intangible assets not yet available for use, the recoverable amount of the asset is estimated.

Where assets do not operate independently of other assets, the recoverable amount of the relevant cash-generating unit (CGU) is estimated.

The recoverable amount of an asset or CGU is the higher of the fair value less costs of disposal and the value in use. Value in use is the present value of the future cash flows expected to be derived from an asset or cash-generating unit.

Where the recoverable amount is less than the carrying amount, an impairment loss is recognised in profit or loss. Reversal indicators are considered in subsequent periods for all assets which have suffered an impairment loss.

(h) Employee Benefits

Defined contribution plans

A defined contribution plan is a post-employment benefit plan under which an entity pays fixed contributions into a separate entity and will have no legal or constructive obligation to pay further amounts. Obligations for contributions to defined contribution plans are recognised as an employee benefit expense in profit or loss in the periods during which services are rendered by employees.

FINANCIAL REPORT CONTINUED

Other long-term employee benefits

The Company's net obligation in respect of long-term employee benefits other than defined benefit plans is the amount of future benefit that employees have earned in return for their service in the current and prior periods plus related on-costs; that benefit is discounted to determine its present value.

Termination benefits

Termination benefits are recognised as an expense when the Company is demonstrably committed, without realistic possibility of withdrawal, to a formal detailed plan to either terminate employment before the normal retirement date, or to provide termination benefits as a result of an offer made to encourage voluntary redundancy. Termination benefits for voluntary redundancies are recognised as an expense if the Company has made an offer of voluntary redundancy, it is probable that the offer will be accepted, and the number of acceptances can be estimated reliably. If benefits are payable more than 12 months after the reporting period, then they are discounted to their present value.

Short-term employee benefits

Short-term employee benefit obligations are measured on an undiscounted basis and are expensed as the related service is provided. A liability is recognised for the amount expected to be paid under short-term cash bonus or profit-sharing plans if the Company has a present legal or constructive obligation to pay this amount as a result of past service provided by the employee and the obligation can be estimated reliably.

(i) Revenue and Other income

Revenue is recognised when the amount of the revenue can be measured reliably, it is probable that economic benefits associated with the transaction will flow to the entity and specific criteria relating to the type of revenue as noted below, has been satisfied.

Revenue is measured at the fair value of the consideration received or receivable and is presented net of returns, discounts and rebates

Revenue from membership subscriptions is recognised in the period to which it relates. Revenue from trade fairs and Home and Giving production is recognised in the period in which the fair is held and publication is issued, respectively.

Grant revenue is recognised in the statement of profit or loss and other comprehensive income when the entity obtains control of the grant, it is probable that the economic benefits gained from the grant will flow to the entity and the amount of the grant can be measured reliably.

When grant revenue is received whereby the entity incurs an obligation to deliver economic value directly back to the contributor, this is considered a reciprocal transaction and the grant revenue is recognised in the statement of financial position as a liability until the service has been delivered to the contributor, otherwise the grant is recognised as income on receipt.

Rental income revenue is recognised on a straight-line basis over a period of the lease term so as to reflect a constant periodic rate of return on the net investment.

Finance income comprises interest income on funds invested, dividend income and changes in the fair value of financial assets at fair value through profit or loss. Interest income is recognised as it accrues in profit or loss, using the effective interest method. Dividend income is recognised in profit or loss on the date that the Company's right to receive payment is established, which in the case of quoted securities is the ex-dividend date.

All revenue is stated net of the amount of goods and services tax (GST).

(j) Goods and Services Tax (GST)

Revenue, expenses and assets are recognised net of the amount of goods and services tax (GST), except where the amount of GST incurred is not recoverable from the Australian Taxation Office (ATO).

Receivables and payable are stated inclusive of GST.

The net amount of GST recoverable from, or payable to, the ATO is included as part of receivables or payables in the statement of financial position.

(k) Income Tax

The tax expense recognised in the statement of profit or loss and other comprehensive income comprises of current income tax expense plus deferred tax expense.

Current tax is the amount of income taxes payable (recoverable) in respect of the taxable profit (loss) for the year and is measured at the amount expected to be paid to (recovered from) the taxation authorities, using the tax rates and laws that have been enacted or substantively enacted by the end of the reporting period. Current tax liabilities (assets) are measured at the amounts expected to be paid to (recovered from) the relevant taxation authority.

Deferred tax is not provided for the following:

- The initial recognition of an asset or liability in a transaction that is not a business combination and at the time of the transaction, affects neither accounting profit nor taxable profit (tax loss).
- Taxable temporary differences arising on the initial recognition of goodwill.
- Temporary differences related to investment in subsidiaries, associates and jointly controlled entities to the extent that the Group is able to control the timing of the reversal of the temporary differences and it is probable that they will not reverse in the foreseeable future.

Deferred tax assets and liabilities are measured at the tax rates that are expected to apply to the period when the asset is realised or the liability is settled, based on tax rates (and tax laws) that have been enacted or substantively enacted by the end of the reporting period.

Deferred tax assets are recognised for all deductible temporary differences and unused tax losses to the extent that it is probable that taxable profit will be available against which the deductible temporary differences and losses can be utilised.

Current and deferred tax is recognised as income or an expense and included in profit or loss for the period except where the tax arises from a transaction which is recognised in other comprehensive income or equity, in which case the tax is recognised in other comprehensive income or equity respectively.

NOTE 3: CRITICAL ACCOUNTING ESTIMATES AND JUDGMENTS

In preparing these financial statements in conformity with Australian Accounting Standards – Reduced Disclosure Requirements, management to make judgments, estimates and assumptions that affect the application of accounting policies and the reported amounts of assets, liabilities, income and expenses. Actual results may differ from these estimates.

Estimates and underlying assumptions are reviewed on an ongoing basis. Revisions to accounting estimates are recognised in the period in which the estimates are revised and in any future periods affected.

Key estimates - impairment of property, plant and equipment

The Company assesses impairment at the end of each reporting period by evaluating conditions specific to the Company that may be indicative of impairment triggers. Recoverable amounts of relevant assets are reassessed using value-in-use calculations which incorporate various key assumptions.

Key estimates - land and building held at fair value

The Company carries its land and buildings at fair value with changes in the fair value recognised in revaluation reserve. Independent valuations are obtained at least triennially, and at the end of each reporting period the directors update their assessment of the fair value, taking into account the most recent valuations and movements in the market.

Land and building were valued at 30 June 2018 by independent valuers, with a gain on revaluation of \$229,075, which has been recorded in the revaluation reserve and recognised as other comprehensive income.

Key estimates - fair value of Investment properties

Investment properties, are held for long-term commercial rental yields. They are carried at fair value. Changes in fair values are presented in the statement of profit or loss.

The Investment Properties were independently valued at 30 June 2018 by independent valuers, with a gain on revaluation of \$311,322 recorded in the statement of profit or loss. The valuation was based on the market value. The critical assumptions adopted in determining the valuation included the location and use of the land and buildings, the current strong demand for land and buildings in the area and recent sales data for similar properties.

Key estimates - provision for impairment of receivables

The value of the provision for impairment of receivables is estimated by considering the ageing of receivables, communication with the debtors and prior history.

NOTE 4: REVENUE AND FINANCE INCOME

	2018	2017
	\$	\$
Revenue from continuing operations		
– Gift fair income	6,831,851	6,497,272
– membership fees	310,044	344,712
– commission	66,568	76,915
– export market development grant	47,786	64,697
– other revenue	16,096	16,324
Total Revenue	7,272,345	6,999,920
Other Income		
– Interest income	11,254	9,864
– Rental income	114,166	78,763
– Investment income	14,467	38,022
– Net change in fair value of financial assets at fair value through profit or loss	21,447	35,550
	161,334	162,199

FINANCIAL REPORT CONTINUED

NOTE 5: INCOME TAX EXPENSE	2018	2017
	\$	\$
(a) The components of tax expense / (income) comprise:		
Deferred tax	(215,600)	32,148

(b) The prima facie tax on profit from ordinary activities before income tax is reconciled to the income tax as follows:

Prima facie tax payable on profit from ordinary activities before income tax at 27.5% (2017: 30%)	124,429	(17,237)
Add/(Less):		
Tax effect of:		
– Income and expenses subject to mutuality	(56,324)	20,202
– Other assessable and non-deductible items	11,989	13,144
– Tax losses not recognised	13,854	16,759
– Capital losses utilised not previously recognised	(4,668)	(5,911)
– Benefit from previously unrecognised temporary differences	(304,880)	5,191
Income tax expense	(215,600)	32,148

NOTE 6: CASH AND CASH EQUIVALENTS

Cash on hand	1,200	1,200
Cash at bank	2,122,398	1,733,392
	<u>2,123,598</u>	<u>1,734,592</u>

NOTE 7: TRADE AND OTHER RECEIVABLES

CURRENT		
Trade receivables	(a) 2,392,209	750,924
Less provision for doubtful debts	(62,161)	(63,169)
Other debtors	33,452	38,439
	<u>2,363,500</u>	<u>726,194</u>

(a) Included in trade debtors are amounts owing by members relating to unearned income for future trade fairs (Note 16).

NOTE 8: OTHER INVESTMENTS

CURRENT		
Investments at fair value through profit and loss		
– Australian equities	420,816	398,703
– Fixed interest	334,221	356,313
– Property	43,686	28,470
– Convenience Retail REIT	155,562	-
	<u>954,285</u>	<u>783,486</u>
NON-CURRENT		
APN Property Plus Portfolio	-	203,710

NOTE 9: OTHER ASSETS

CURRENT		
Prepayments	1,512,654	1,561,560

Prepayments represent expenditure incurred on events held subsequent to year end and include venue hire, registration costs, salaries and contractor costs attributable to the event.

NOTE 10: PROPERTY, PLANT AND EQUIPMENT

LAND & BUILDINGS		
At fair value	2,507,496	2,251,139
Less accumulated depreciation	(240,214)	(227,831)
	<u>2,267,282</u>	<u>2,023,308</u>

IMPROVEMENTS

At cost	310,478	308,878
Less accumulated depreciation	(127,182)	(125,222)
	<u>183,296</u>	<u>183,656</u>

PLANT AND EQUIPMENT

At cost	1,045,425	1,051,077
Less accumulated depreciation	(1,001,096)	(980,760)
	<u>44,329</u>	<u>70,317</u>

MOTOR VEHICLES	2018	2017
	\$	\$
At cost	27,038	27,038
Less accumulated depreciation	(27,038)	(22,562)
	-	4,476
Total property, plant and equipment	<u>2,494,907</u>	<u>2,281,757</u>

The Company's land and buildings were revalued at 30 June 2018 by Independent Valuers. Values are based on an active liquid market. This revaluation resulted in \$256,357 increase in the asset revaluation reserve at 30 June 2018.

(a) Movements in Carrying Amounts

Movement in the carrying amounts for each class of property, plant and equipment between the beginning and the end of the current financial year:

	Buildings	Motor Vehicles	Plant & Equipment	Improvements	Total
	\$	\$	\$	\$	\$
2018					
Balance at the beginning of the year	2,023,308	4,476	70,317	183,656	2,281,757
Additions	-	-	4,947	1,600	6,547
Disposals written down value	-	-	(231)	-	(231)
Depreciation expense	(12,383)	(4,476)	(30,704)	(1,960)	(49,523)
Revaluation increase recognised in equity	256,357	-	-	-	256,357
Carrying amount at end of the year	<u>2,267,282</u>	<u>-</u>	<u>44,329</u>	<u>183,296</u>	<u>2,494,907</u>

NOTE 11: INTANGIBLE ASSETS

Fashion Exposed trade show - Intellectual property rights

Cost	-	812,086
Accumulated amortisation	-	(587,334)
Accumulated impairment	-	(174,752)
	-	<u>50,000</u>

Computer software

Cost	20,400	20,400
Accumulated amortisation	(17,567)	(10,767)
	<u>2,833</u>	<u>9,633</u>

Website development

Cost	79,880	55,684
Accumulated amortisation	(34,639)	(7,734)
Net carrying value	<u>45,241</u>	<u>47,950</u>

Total Intangibles	<u>48,074</u>	<u>107,583</u>
--------------------------	---------------	----------------

Carrying value of Fashion Exposed

The intellectual property rights for the Fashion Exposed Trade Show were transferred to an independent third party on a licence fee arrangement during the year for \$50,000, supporting the carrying value of the intangible asset as at 30 June 2017.

(a) Movements in carrying amounts of intangible assets

	Fashion Exposed Trade Show - Intellectual property rights	Computer software	Website development	Total
	\$	\$	\$	\$
Year ended				
30 June 2018				
Balance at the beginning of the year	50,000	9,633	47,950	107,583
Additions	-	-	24,196	24,196
Disposals	(50,000)	-	-	(50,000)
Amortisation	-	(6,800)	(26,905)	(33,705)
Closing value at 30 June 2018	<u>-</u>	<u>2,833</u>	<u>45,241</u>	<u>48,074</u>

FINANCIAL REPORT CONTINUED

NOTE 12: INVESTMENT PROPERTY	2018	2017
	\$	\$
Opening fair value	2,109,678	2,109,678
Fair value adjustments	311,322	-
Prepayments	<u>2,421,000</u>	<u>2,109,678</u>

The Company purchased two units (41 and 42) at 11-21 Underwood Road Homebush in February 2016, which are located adjacent to the Company's office premises at Unit 58 within the same industrial estate. The properties were purchased for the purpose of generating long-term rental yields and capital growth.

The fair value model is applied to all investment properties. Values are based on an active liquid market and determined annually by directors or independent valuers. The investment properties were independently valued at 30 June 2018 by independent valuers, with a gain on revaluation of \$311,322, recorded in the statement of profit or loss.

NOTE 13: TRADE AND OTHER PAYABLES

CURRENT		
Trade creditors	456,769	76,718
Other creditors	265,757	363,269
Sundry creditors and accruals	111,775	106,006
	<u>834,301</u>	<u>545,993</u>

NOTE 14: TAX

Recognised deferred tax assets and liabilities

Deferred tax assets/(liabilities) have been recognised in respect of the following items:

Other Investments	(62,843)	(60,937)
Investment property	(114,904)	(20,369)
Land and buildings	(251,124)	-
Provisions and accruals	3,053	75,481
Prepayments	(16,689)	(181)
Unused capital losses	400,977	-
Deferred tax asset / (liability)	<u>(41,530)</u>	<u>(6,006)</u>

Unused tax losses for which no deferred tax asset has been recognised @ 27.5% (2017: 30%)	<u>310,031</u>	<u>295,026</u>
---	----------------	----------------

NOTE 15: EMPLOYEE BENEFITS

CURRENT		
Long service leave liability	35,714	49,940
Annual leave liability	123,150	90,458
	<u>158,864</u>	<u>140,398</u>

NON-CURRENT

Long service leave liability	<u>21,531</u>	<u>10,011</u>
------------------------------	---------------	---------------

(a) Aggregate employee entitlements liability	<u>180,395</u>	<u>150,409</u>
(b) Number of employees at year end	<u>20</u>	<u>22</u>

NOTE 16: OTHER LIABILITIES

CURRENT		
Unearned income	5,109,737	3,727,398

Unearned income relates to amounts received or receivable from members for future trade fairs.

NOTE 17: FINANCIAL RISK MANAGEMENT

The main risks Australian Gift & Homewares Association Limited is exposed to through its financial instruments are credit risk, liquidity risk and market risk consisting of interest rate risk and equity price risk.

The Company's financial instruments consist mainly of deposits with banks, local money market instruments, short-term investments, accounts receivable and payable and derivatives.

The totals for each category of financial instruments, measured in accordance with AASB 139 as detailed in the accounting policies to these financial statements, are as follows:

Financial Assets	2018	2017
	\$	\$
Cash on cash equivalents	2,123,598	1,734,592
Trade and other receivables	2,363,500	726,194
Financial assets at fair value through profit or loss	954,285	987,196
Total financial assets	<u>5,441,383</u>	<u>3,447,982</u>

Financial Liabilities

Financial liabilities at amortised cost		
Trade and other payables	834,301	545,993
Total financial liabilities	<u>834,301</u>	<u>545,993</u>

NOTE 18: RELATED PARTIES

Key Management personnel and director transactions:

Any person(s) having authority and responsibility for planning, directing and controlling the activities of the entity, directly or indirectly, including any director (whether executive or otherwise) of that entity are considered key management personnel.

The only transactions with these entities during the year were fees paid for trade exhibitions by businesses owned or operated by the Directors. The terms and conditions of the transactions with key management personnel and their related parties were no more favourable than those available, or which might reasonably be expected to be available, on similar transactions to no-key management personnel related entities on an arm's length basis.

Short-term employee benefits	222,062	192,027
Post-employee benefits	31,961	18,599
	<u>254,023</u>	<u>210,626</u>

No director has received or became entitled to receive, during or since the end of the financial year, any form of income from the Company.

NOTE 19: CONTINGENCIES

In the opinion of the Directors, the Company did not have any contingencies at 30 June 2018 (30 June 2017: None).

NOTE 20: LEASING COMMITMENTS

Operating leases

Minimum lease payments under non-cancellable operating leases:

- not later than one year	2,796	2,796
- between one year and five years	5,592	8,388
	<u>8,388</u>	<u>11,184</u>

NOTE 21: MEMBERS' GUARANTEE

The Company is incorporated under the *Corporations Act 2001* and is a Company limited by guarantee. If the Company is wound up, the constitution states that each member is required to contribute a maximum of \$100 each towards meeting any outstanding's and obligations of the Company. At 30 June 2018 the number of members was 907 (2017: 1,079).

NOTE 22: EVENTS AFTER THE END OF THE REPORTING PERIOD

No matters or circumstances have arisen since the end of the financial year which significantly affected or may significantly affect the operations of the Company, the results of those operations or the state of affairs of the Company in future financial years.

NOTE 23: COMPANY DETAILS

The registered office of the Company is:
Australian Gift & Homewares Association Limited
Unit 58, 11-21 Underwood Road, Homebush NSW 2140

INDEPENDENT AUDIT REPORT

DIRECTORS' DECLARATION


The directors of the Company declare that:

1. The financial statements and notes, as set out on pages 5-9, are in accordance with the *Corporations Act 2001* and:
 - a. comply with Accounting Standards - Reduced Disclosure Requirements and the Corporations Regulations 2001; and
 - b. give a true and fair view of the financial position as at 30 June 2018 and of the performance for the year ended on that date of the Company.
2. In the directors' opinion, there are reasonable grounds to believe that the Company will be able to pay its debts as and when they become due and payable.

This declaration is made in accordance with a resolution of the Board of Directors.



Richard Hogan
Director



Timothy Gillespie
Treasurer

Dated this 5th day of August 2018

INDEPENDENT AUDITOR'S REPORT TO THE MEMBERS OF AUSTRALIAN GIFT & HOMEWARES ASSOCIATION LIMITED REPORT ON THE FINANCIAL REPORT

Opinion

We have audited the financial report of Australian Gift & Homewares Association Limited (the Company), which comprises the statement of financial position as at 30 June 2018, the statement of profit or loss and other comprehensive income, the statement of changes in equity and the statement of cash flows for the year then ended, and notes to the financial statements, including a summary of significant accounting policies, and the directors' declaration.

In our opinion, the accompanying financial report of the Company is in accordance with the *Corporations Act 2001*, including:

- (i) giving a true and fair view of the Company's financial position as at 30 June 2018 and of its financial performance for the year ended; and
- (ii) complying with Australian Accounting Standards - Reduced Disclosure requirements and the *Corporations Regulations 2001*.

Basis for Opinion

We conducted our audit in accordance with Australian Auditing Standards. Our responsibilities under those standards are further described in the Auditor's Responsibilities for the Audit of the Financial Report section of our report. We are independent of the Company in accordance with the auditor independence requirements of the *Corporations Act 2001* and the ethical requirements of the Accounting Professional and Ethical Standards Board's APES 110 Code of Ethics for Professional Accountants (the Code) that are relevant to our audit of the financial report in Australia. We have also fulfilled our other ethical responsibilities in accordance with the Code.

We confirm that the independence declaration required by the Corporations Act 2001, which has been given to the directors of the Company, would be in the same terms if given to the directors as at the time of this auditor's report.

We believe that the audit evidence we have obtained is sufficient and appropriate to provide a basis for our opinion.

Responsibilities of Directors for the Financial Report

The directors of the Company are responsible for the preparation of the financial report that gives a true and fair view in accordance with Australian Accounting Standards and the Corporations Act 2001 and for such internal control as the directors determine is necessary to enable the preparation of the financial report that gives a true and fair view and is free from material misstatement, whether due to fraud or error.

In preparing the financial report, the directors are responsible for assessing the Company's ability to continue as a going concern, disclosing, as applicable, matters related to going concern and using the going concern basis of accounting unless the directors either intend to liquidate the Company or to cease operations, or have no realistic alternative but to do so.

Auditor's Responsibilities for the Audit of the Financial Report

Our objectives are to obtain reasonable assurance about whether the financial report as a whole is free from material misstatement, whether due to fraud or error, and to issue an auditor's report that includes our opinion. Reasonable assurance is a high level of assurance, but is not a guarantee that an audit conducted in accordance with Australian Auditing Standards will always detect a material misstatement when it exists. Misstatements can arise from fraud or error and are considered material if, individually or in the aggregate, they could reasonably be expected to influence the economic decisions of users taken on the basis of the financial report.

As part of an audit in accordance with the Australian Auditing Standards, we exercise professional judgement and maintain professional scepticism throughout the audit. We also:


- Identify and assess the risks of material misstatement of the financial report, whether due to fraud or error, design and perform audit procedures responsive to those risks, and obtain audit evidence that is sufficient and appropriate to provide a basis for our opinion. The risk of not detecting a material misstatement resulting from fraud is higher than for one resulting from error, as fraud may involve collusion, forgery, intentional omissions, misrepresentations, or the override of internal control.
- Obtain an understanding of internal control relevant to the audit in order to design audit procedures that are appropriate in the circumstances, but not for the purpose of expressing an opinion on the effectiveness of the Company's internal control.
- Evaluate the appropriateness of accounting policies used and the reasonableness of accounting estimates and related disclosures made by the directors.
- Conclude on the appropriateness of the directors' use of the going concern basis of accounting and, based on the audit evidence obtained, whether a material uncertainty exists related to events or conditions that may cast significant doubt on the Company's ability to continue as a going concern. If we conclude that a material uncertainty exists, we are required to draw attention in our auditor's report to the related disclosures in the financial report or, if such disclosures are inadequate, to modify our opinion. Our conclusions are based on the audit evidence obtained up to the date of our auditor's report. However, future events or conditions may cause the Company to cease to continue as a going concern.
- Evaluate the overall presentation, structure and content of the financial report, including the disclosures, and whether the financial report represents the underlying transactions and events in a manner that achieves fair presentation.

We communicate with the directors regarding, among other matters, the planned scope and timing of the audit and significant audit findings, including any significant deficiencies in internal control that we identify during our audit.



PKF
Chartered Accountants


5 August 2018
Sydney, NSW



Scott Tobutt
Partner

DISCLAIMER - TRADING PROFIT AND LOSS ACCOUNT

The additional financial data presented on pages 5-9 is in accordance with the books and records of the Company which have been subjected to the auditing procedures applied in our statutory audit of the Company for the year ended 30 June 2018. It will be appreciated that our statutory audit did not cover all details of the additional financial data. Accordingly, we do not express an opinion on such financial data and we give no warranty of accuracy or reliability in respect of the data provided. Neither the firm nor any member or employee of the firm undertakes responsibility in any way whatsoever to any person (other than Australian Gift & Homewares Association Limited) in respect of such data, including any errors or omissions therein however caused.



Scott Tobutt
Partner

5 August 2018
Sydney, NSW

ADDITIONAL FINANCIAL INFORMATION

TRADING AND PROFIT & LOSS ACCOUNT FOR THE YEAR ENDED 30 JUNE 2018

	2018 \$	2017 \$
INCOME		
Gift fair income	6,831,851	6,497,272
LESS DIRECT COSTS		
Venue costs	2,190,745	2,024,851
Other direct costs	2,381,271	2,563,663
Total direct costs	4,572,016	4,588,514
GROSS PROFIT	2,259,835	1,908,758
LESS EXPENSES		
Auditor's remuneration	29,700	29,500
Bank charges and fees	62,439	49,111
Contractors	40,644	74,940
Depreciation	83,227	170,201
Insurance	30,098	46,840
IT & Systems	136,179	193,600
Postage	4,833	7,180
Printing and stationery	9,615	10,437
Rates and taxes	11,889	17,668
Salaries and wages	1,941,645	1,688,127
Subscriptions	62,100	53,217
Sundry expenses	196,348	185,199
Telephone	45,437	62,148
Travelling expenses	66,363	42,893
TOTAL EXPENSES	2,720,517	2,631,061
NET LOSS	(460,682)	(722,303)
OTHER OPERATING INCOME		
Members' subscriptions	310,044	344,712
Finance income	161,334	162,199
Commission	66,568	76,915
EMD Grant	47,786	64,697
Other income	16,096	16,322
Gain on revaluation of investment property	311,322	-
TOTAL OTHER OPERATING INCOME	913,150	664,845
OPERATING PROFIT / (LOSS) BEFORE INCOME TAX	452,468	(57,458)
Income tax expense	215,600	(32,148)
OPERATING PROFIT / (LOSS) AFTER INCOME TAX	668,068	(89,606)

AUSTRALIAN
Gift & Homewares
ASSOCIATION

Australian Gift & Homewares Association Limited
ABN 49 061 196 290

Unit 58, 11 - 21 Underwood Road
Homebush NSW 2140

Locked Bag 103
Silverwater NSW 1811

T 61 2 9763 3222 | 1300 441 384

F 02 9746 9955

E contact@agha.com.au

W www.agha.com.au